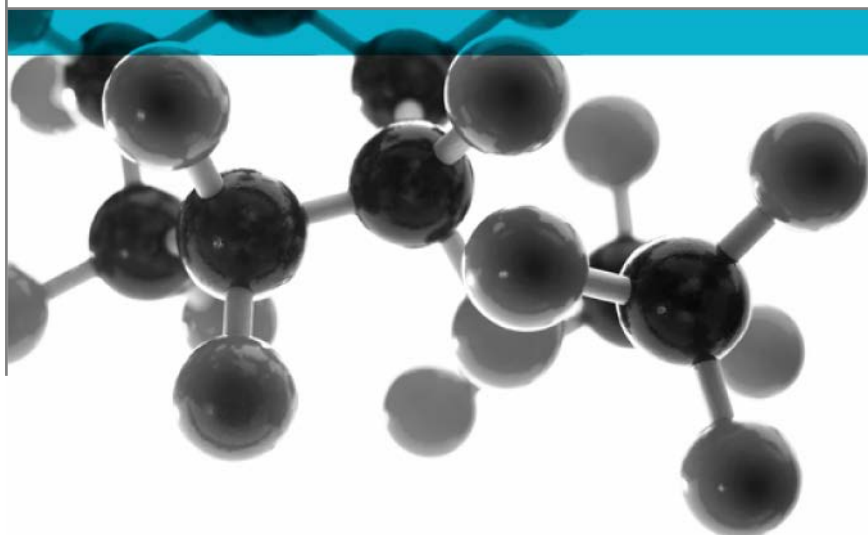


BS 476: Part 7: 1997



Method For Classification Of The Surface Spread Of Flame Of Products

A Report To: Kronospan Limited

Document Reference: 523029

Date: 17th February 2023

Issue No.: 1

Page 1



0249

Executive Summary

Objective To determine the surface spread of flame classification of the following product when tested in accordance with BS 476: Part 7: 1997.

Generic Description		Product reference	Thickness	Weight per unit area or density
Melamine faced medium density fibreboard		"Melamine faced MDF board"	25.61mm*	20.29kg/m ² *
Individual components used to manufacture composite:				
Laminate	Paper	"101"	Unable to provide	Unable to provide
	Resin	Unable to provide	Unable to provide	Unable to provide
Medium density fibreboard		Unable to provide	25mm	Unable to provide
Laminate	Paper	"101"	Unable to provide	Unable to provide
	Resin	Unable to provide	Unable to provide	Unable to provide
*determined by Warringtonfire				
Please see page 5 of this test report for the full description of the product tested				



Test Sponsor Kronospan Limited, Chirk, Wrexham, LL14 5NT

Test Results: Class 2

An uncertainty of measurement estimation has been conducted in relation to the distance travelled by the flame front and the findings are as detailed in Appendix 2.

Date of Test 20th October 2022

Signatories

	
Responsible Officer D. Roberts * Testing Officer	Authorised C. Jacques * Senior Technical Officer

* For and on behalf of [Warringtonfire](#).

Report Issued: 17th February 2023

This version of the report has been produced from a pdf format electronic file that has been provided by [Warringtonfire](#) to the sponsor of the report and must only be reproduced in full. Extracts or abridgements of reports must not be published without permission of [Warringtonfire](#).

Document No.: 523029
Author: D. Roberts
Client: Kronospan Limited

Page No.: 2 of 10
Issue Date: 17th february 2023
Issue No.: 1



0249

CONTENTS	PAGE NO.
EXECUTIVE SUMMARY	2
SIGNATORIES.....	2
TEST DETAILS.....	4
DESCRIPTION OF TEST SPECIMENS.....	5
TEST RESULTS	6
APPENDIX 1 – TEST RESULTS.....	7
APPENDIX 2 – UNCERTAINTY OF MEASUREMENT	8
APPENDIX 3 – CLASSIFICATION CRITERIA	9
REVISION HISTORY	10



Test Details

Purpose of test	To determine the performance of a product when it is subjected to the conditions of the test specified in BS 476: Part 7: 1997, "Fire tests on building materials and structures, method for classification of the surface spread of flame of products". This test was therefore performed in accordance with the procedure specified in BS 476: Part 7: 1997 and this report should be read in conjunction with that British Standard.
Scope of test	BS 476: Part 7: 1997 specifies a method of test for measuring the lateral spread of flame along the surface of a specimen of a product orientated in the vertical position, and a classification system based on the rate and extent of flame spread. It provides data suitable for comparing the performances of essentially flat materials, composites, or assemblies, which are used primarily as the exposed surfaces of walls or ceilings.
Fire test study group/EGOLF	Certain aspects of some fire test specifications are open to different interpretations. The Fire Test Study Group and EGOLF have identified a number of such areas and have agreed Resolutions which define common agreement of interpretations between fire test laboratories which are members of the Groups. Where such Resolutions are applicable to this test they have been followed.
Instruction to test	The test was conducted on the 20th October 2022 at the request of Kronospan Limited, the sponsor of the test.
Provision of test specimens	The specimens were supplied by the sponsor of the test. Warringtonfire was not involved in any selection or sampling procedure. The results stated in this report apply to the sample as received.
Conditioning of specimens	The specimens were received on the 7th September 2022 and were conditioned to constant mass at a temperature of $23 \pm 2^{\circ}\text{C}$ and a relative humidity of $50 \pm 5\%$ prior to testing.
Form in which the specimens were tested	Composite - Combination of materials which are generally recognised in building constructions as discrete entities e.g. coated or laminated materials. Each specimen was tested in direct contact with a nominally 12mm thick non-combustible backing board.
Exposed face	The decorative face of the specimens was exposed to the heating conditions of the test.

Description of Test Specimens

The description of the specimens given below has been prepared from information provided by the sponsor of the test. This information has not been independently verified by [Warringtonfire](#). All values quoted are nominal, unless tolerances are given.

General description		Melamine faced medium density fibreboard	
Product reference of coating system		"Melamine faced MDF board"	
Name of manufacturer		Kronospan Chirk, Ltd.	
Overall thickness		25.61mm (determined by Warringtonfire)	
Overall weight per unit area		20.29kg/m ² (determined by Warringtonfire)	
Product configuration		<ul style="list-style-type: none"> • Laminate • MDF • Laminate 	
Laminate	Paper	Generic type	Laminate paper
		Product reference	"101"
		Name of manufacturer	Malta, Poland
		Thickness	See Note 1 below
		Weight per unit area / density	See Note 1 below
		Flame retardant details	See Note 2 below
	Resin	Generic type	Resin
		Product reference	See Note 1 below
		Name of manufacturer	Kronospan Chirk
		Colour	Transparent
		Number of coats	See Note 1 below
		Application rate	See Note 1 below
		Specific gravity	See Note 1 below
		Application method	See Note 1 below
MDF	Flame retardant details	See Note 2 below	
	Curing process	See Note 1 below	
	Generic type	Medium density fibreboard	
	Product reference	See Note 1 below	
	Name of manufacturer	Kronospan Chirk	
	Thickness	25mm	
Weight per unit area / density		See Note 1 below	
Flame retardant details		See Note 2 below	
Brief description of manufacturing process of coatings		See Note 1 below	

Note 1: The sponsor was unable to provide this information.

Note 2: The sponsor of the test has confirmed that no flame retardant additives were utilised in the production of the component.

The description of the specimens given above is therefore not as complete as would normally be the case for descriptions included in [Warringtonfire](#) test reports and the description may not fully comply with the requirements of the test standard. In all other respects however the tests were conducted fully in accordance with the requirements of the test standard and the test results are valid.

Test Results

Results and observations

The test results for the individual specimens, together with observations made during the test and comments on any difficulties encountered during the test are given in Appendix 1.

Classification

In accordance with the class definitions given in BS 476: Part 7: 1997; the specimens tested are classified as Class 2.

An uncertainty of measurement estimation has been conducted in relation to the distance travelled by the flame front and the findings are as detailed in Appendix 2.

Criteria for classification

If the prefix 'D' or suffix 'R' or 'Y' is included in the classification, this indicates that the results should be treated with caution. An explanation of the reason for the prefix and suffixes is given in Appendix 3, together with the classification limits specified in the Standard.

Applicability of test result

The test results relate only to the behaviour of the test specimens of the product under the particular conditions of test; they are not intended to be the sole criterion for assessing the potential fire hazard of the product in use.

The test results relate only to the specimens of the product in the form in which they were tested. Small differences in the composition or thickness of the product may significantly affect the performance during the test and may therefore invalidate the test results. Care should be taken to ensure that any product which is supplied or used is fully represented by the specimens which were tested.

Validity

The specification and interpretation of fire test methods are the subject of ongoing development and refinement. Changes in associated legislation may also occur. For these reasons it is recommended that the relevance of test reports over five years old should be considered by the user. The laboratory that issued the report will be able to offer, on behalf of the legal owner, a review of the procedures adopted for a particular test to ensure that they are consistent with current practices, and if required may endorse the test report.

This report may only be reproduced in full. Extracts or abridgements shall not be published without permission of [Warringtonfire](#).

Document No.:

523029

Page No.:

6 of 10

Author:

D. Roberts

Issue Date:

17th february 2023

Client:

Kronospan Limited

Issue No.:

1



0249

Appendix 1 – Test Results

SPECIMEN No.	1	2	3	4	5	6
Maximum distance travelled at 1.5 minutes (mm)	<50	<50	<50	<50	<50	<50
Distance (mm)	Time to travel to indicated distance (minutes : seconds)					
75	3:37	3:31	3:27	3:34	3:26	3:44
165	5:38	5:19	5:22	5:43	5:25	5:48
190	7:29	6:15	6:08	6:18	6:01	6:36
215	8:28	7:21	7:10	6:52	6:33	7:03
240	9:09	8:08	7:40	7:22	7:10	7:57
265	9:52	9:02	8:16	8:00	8:05	9:01
290		9:58	9:12	8:36	9:30	9:53
375						
455						
500						
525						
600						
675						
710						
750						
785						
825						
Time to reach maximum distance travelled	9:52	9:58	9:12	8:36	9:30	9:53
Maximum distance travelled in 10 minutes (mm)	265	290	290	290	290	290

Note: Six specimens are usually tested. If the test on any specimen is deemed to be invalid, as defined in the Standard, it is permissible for up to a maximum of nine specimens to be tested in order to obtain the six valid test results.

Observations made during test and comments on any difficulties encountered during the test:

In the case of each specimen, transitory and flash flaming was observed from 2 minutes 13 seconds up to a distance of 165mm. Sustained flaming was observed from 2 minutes 41 seconds up to a distance of 330mm.

Appendix 2 – Uncertainty of Measurement

Specimen No.	1	2	3	4	5	6
Maximum distance travelled at 1.5 minutes (mm)	±3	±3	±3	±3	±3	±3
Maximum distance travelled in 10 minutes (mm)	±16	±17	±17	±17	±17	±17

The reported expanded uncertainty is based on a standard uncertainty multiplied by a coverage factor $k=2$, providing a coverage probability of approximately 95%. The uncertainty evaluation has been carried out in accordance with UKAS requirements.

Appendix 3 – Classification Criteria

Classification of spread of flame

Classification	Spread of Flame at 1.5 min		Final Spread of Flame	
	Limit (mm)	Limit for one specimen (mm)	Limit (mm)	Limit for one specimen (mm)
Class 1	165	165 + 25	165	165 + 25
Class 2	215	215 + 25	455	455 + 45
Class 3	265	265 + 25	710	710 + 75
Class 4	Exceeding the limits for class 3			

Explanation of prefix and suffixes which may be added to the classification

1. A suffix R is added to the classification if more than six specimens are required in order to obtain six valid test results (e.g. class 2R).
2. A prefix D is added to the classification of any product which does not comply with the surface characteristics specified in the Standard and has therefore been tested in a modified form (e.g. class D3).
3. A suffix Y is added to the classification if any softening and/or other behaviour that may affect the flame spread occurs (e.g. class 3Y).

For example, a classification of D3RY could be achieved indicating (a) a modified surface has been used; (b) a class 3 result has been obtained; (c) additional specimens have been used to obtain 6 valid results and; (d) softening and/or other behaviour has occurred which is considered to have affected the test result.

Revision History

Issue No:	Re-issue Date:
Revised By:	Approved By:
Reason for Revision:	

Issue No:	Re-issue Date:
Revised By:	Approved By:
Reason for Revision:	

